



Key-Link
Railing Systems



**Poly
Vinyl
Creations**

**Arabian
RAILING**

ARABIAN ALUMINUM RAILING

KEY-LINK ARABIAN RAILING SERIES



www.polyvinylc.com

ARABIAN ALUMINUM RAILING




The Arabian Series features a contoured top rail in a sleek and lightweight aluminum railing system that's finished in a weather resistant AAMA 2604 powder coating. Unique full-length PVC inserts in both rails creates a tighter and quieter fit.

-
- **1 3/4" W x 1 1/8" H Contoured Top Rail**
 - **Self-Centering Mounting Brackets**
 - **10 Infill Options • 10+ Color Choices**
 - **Rattle-Free Vinyl Lined System**
 - **Easy to Install Boxed Railing Kits**
 - **Universal/Swivel Brackets Available**
 - **Limited Lifetime Warranty**
 - **Low Maintenance Aluminum**
 - **AAMA 2604 Rated Powder Coating**
 - **Performance Engineered & Tested To ICC Standards**
 - **Manufactured in USA**
 - **Heavy Wall Extruded Aluminum**
-

ARABIAN ALUMINUM RAILING




Arabian Infill & Color Options



All Aluminum Balusters 3/4"

- Somerset (#1)
- Irondale (#3)
- Hampton (#5)
- Medford (#7)
- 4" Glass Baluster (#9)
- Richmond (#2)
- Trenton (#4 & #1 Alt.)
- Dayton (#6)
- Altoona (#8)
- Stainless Steel Cable Infill (#10)

STOCK COLORS FOR ARABIAN SERIES



SPECIAL ORDER COLORS FOR ARABIAN SERIES



ARABIAN ALUMINUM RAILING



Square
Balusters



Round
Balusters



ARABIAN ALUMINUM RAILING

ALTERNATING
Square & Twisted
BALUSTERS



Hammered
Balusters



ARABIAN ALUMINUM RAILING



Decorative
Round
Balusters



4" Hammered
Bowed
Balusters



ARABIAN ALUMINUM RAILING

Glass Railing

Available in 6' sections.



Railing balusters are no longer in your line of sight when sitting and relaxing on your porch or deck.

The wonderful views you have worked so hard to create are now free of obstructions and visual distractions. Enjoy endless views with the Key-Link Arabian Railing w/ Glass Balusters.



Curved Railing

Minimum radius 24"



Curved railings can be fabricated to your specifications.



ARABIAN ALUMINUM RAILING



Indented Baluster



**4" Hammered
Bowed Picket**



4" Bowed Picket



ARABIAN ALUMINUM RAILING



RAILING ACCESSORIES

ARABIAN RAIL PROFILE

Top Rail Specs

1 3/4" x 1 7/8"



Bottom Rail Specs

1 1/4" x 1 1/2"



Drains in the bottom rail allow any moisture to escape.

CROSS OVER ADAPTER

2 1/2" • 3 1/4" • 4"



Enables top rail to be installed on top of posts

BRACKETS/ADAPTERS

STRAIGHT TOP & BOTTOM BRACKETS

Set of 4 (2 each)



32°- 36° STAIR/STEP TOP & BOTTOM BRACKETS


Set of 4 (2 each)



UNIVERSAL SWIVEL MOUNTING BRACKETS

For use when up to 52 degrees is required in adjusting sections for stairs or slopes.

Set of 4 (2 each)



HORIZONTAL SWIVEL TOP & BOTTOM BRACKETS

Set of 4 (2 each)



Maximum 40° Swivel

VERTICAL STAIR SWIVEL TOP & BOTTOM BRACKETS

For use when an angle is required in adjusting sections for stairs or slopes.

Set of 4 (2 each)



Maximum 30° Swivel

45° TOP & BOTTOM BRACKET ADAPTERS

Set of 4 (2 each)



SIDE MOUNT POST BRACKET

For Side Mounting Railing



6"- 8" ROUND COLUMN BRACKET ADAPTER KIT

SET OF 4



UNIVERSAL STEP BRACKETS

Set of 4



RAILING ACCESSORIES



Ball Post Cap
(Optional)



Flat Post Cap
(Standard)



POST TRIM RING



NEWEL POSTS
w/ 3/8" ALUM. PLATE

Can be installed on concrete, wood or composite decking for secure installations

AVAILABLE IN
2 1/2" • 3 1/4" • 4"



CAPS/TRIM AVAILABLE IN 2 1/2" • 3 1/4" • 4"

LED POST CAPS
2 1/2" or 4"



Black, Bronze or White

LAMBS TONGUE



END POST ACCENT



BALUSTER MOUNTS
Square mounts fit all balusters except round



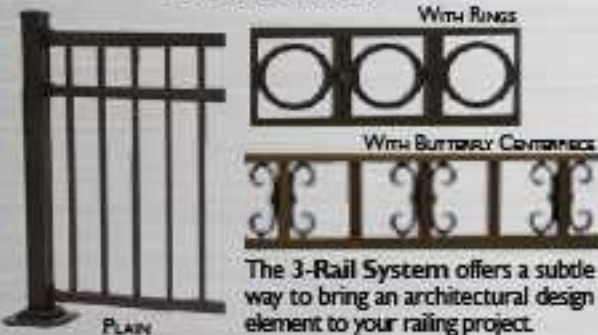
Stair



Level



3 RAIL OPTIONS



The 3-Rail System offers a subtle way to bring an architectural design element to your railing project.

GINGERBREAD CORNER SCROLL



34 DEGREE ANGLE POST

Specifically designed to work with ramps. Comes standard with a welded plate.

AVAILABLE IN
2 1/2" • 3 1/4" • 4"

SPECIAL ORDER
3-Week Lead Time



The balusters go through the routed rail to the top rail. Add rings or butterfly scrolls for a more dramatic look.

PORCH POSTS



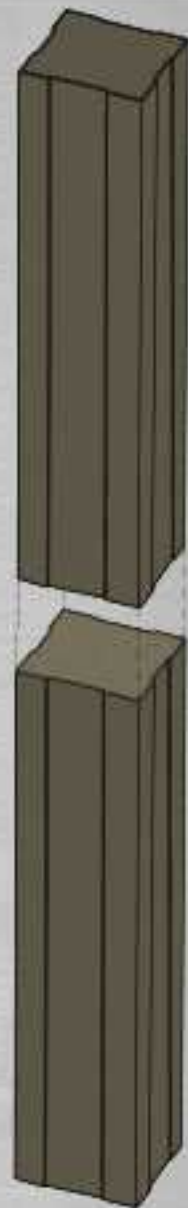
**ALUMINUM ROUND COLUMN
TRIM/MOUNTING BRACKET**
7½" x 7½"



MOUNTING BRACKETS
Included with porch posts



¾" x ¾" x 108"



4" x 4" x 108"



6" x 6" x 108"

TRIM RING
All standard colors



¾"



4"

Choose from 11 color options...

GATES & HARDWARE

These hinges have been independently tested to comply with strict safety standards, especially those relating to stringent swimming pool safety codes. Always check with your township for your local building code requirements.

TruClose (Regular) Multi-Adjustable Hinge



- Horizontal adjustment up to 1-1/8" & Vertical adjustment up to 3/4"
- Self closing gate rating of 55 lbs. • Dim. 3-3/4" high by 4" wide
- Gate gap variance from 7/8" to 1-1/2" • Ideal gate gap of 1-1/8"
- Molded polymer construction with adjustable stainless steel tension spring
- Side legs wrap around fence post & edge of gate for added strength

Max Load Cap.
375 lbs.

(Black) Model #TCAMA1 (White) Model #TCAMA2WT

TruClose (Heavy Duty) Multi-Adjustable Hinge



- Horizontal & Vertical adjustments up to 3/4"
- Self closing gate rating of 132 lbs. • Dim. 5" high by 7" wide
- Gate gap variance from 5/8" to 1-3/8" • Ideal gate gap of 1"
- Molded polymer construction with adjustable stainless steel tension spring
- Side legs wrap around fence post & edge of gate for added strength

Max Load Cap.
700 lbs.

(Black) Model #TCHDMA1 (White) Model #TCHDMA1WT

TruClose (Regular) Hinge for Round Posts



- Includes shim/adapters to fit different post and gate diameters
- Self closing gate rating of 55 lbs. • Dim. 4" high by 4" wide
- Gate gap variance from 7/8" to 1-1/2" • Ideal gate gap of 1-1/8"
- Molded polymer construction with adjustable stainless steel tension spring
- Side legs wrap around fence post & edge of gate for added strength

Max Load Cap.
375 lbs.

(Black) Model #TCAMARND

TruClose (Heavy Duty) Hinge for Round Posts



- Includes shim/adapters to fit different post and gate diameters
- Self closing gate rating of 132 lbs. • Dim. 5" high by 4-5/8" wide
- Gate gap variance from 3/4" to 1-3/8" • Ideal gate gap of 1"
- Molded polymer construction with adjustable stainless steel tension spring
- Side legs wrap around fence post & edge of gate for added strength

Max Load Cap.
700 lbs.

(Black) Model #TCHDRND1-MK2

TruClose Self-Closing Gate Hinge



- Horizontal adjustment up to 1-1/8" & Vertical adjustment up to 3/4"
- Self closing gate rating of 66 lbs. • Dim. 5" high by 4" wide
- Gate gap variance from 7/8" to 1-1/2" • Ideal gate gap of 3/4"
- Molded polymer construction with adjustable stainless steel tension spring
- Side legs wrap around fence post & edge of gate for added strength

Max Load Cap.
770 lbs.

(Black) Model #TCAIL2S3BT (White) Model #TCAIL2S3WT

Heavy Duty Self-Closing S.S. Adjustable Hinge



- Sold by the pair • Designed for larger, heavier vinyl gates
- Large enclosed spring provides increased closing power
- Very easy tension adjustment • Horizontally Adjustable
- Used with 2" or Larger Gate Profiles
- Post Flange: 4.5" (H) x 3.25" (W) x 1.25" (D)
- Gate Flange: 3.5" (H) x 2.75" (W) x 1.25" (D)
- 304 Series Stainless Steel/ Powder Coated

(Black) Model #NWSS-HD-SC-BK

MAGNALatch ALERT Child Safety Latch



- NEW Visual unlatched alarm
- NEW Audible unlatched alarm
- At-a-glance Lock Indicator
- Fits to metal and wood gates
- Trusted for over 25 years
- Meets all pool barrier codes
- Re-keyable lock for security & convenience
- Magnetic latching always engages, can't jam
- Easy installation, with no special tools



A - (Black) Model #ML34VPE4 Vertical Pull Safety Latch Alert for Gates 60" or Higher. Key Lockable • Gate Gap 1/2" - 1-1/2" 12-7/16" High

B - (Black) Model #ML34TPE4 Top Pull Safety Latch Alert for Gates 48" or Higher. Key Lockable • Gate Gap 1/2" - 1-1/2" 20-1/2" High

For larger gaps of 1-1/2" - 2" ask about optional spacer that's available

MAGNALatch (Non-Alert) Child Safety Latch



(Black) 10" Vertical Pull Model #ML3VPE4

(Black) 10" Top Pull Model #ML3TPE4

Accommodates Gate Gaps of 1/2" - 1-1/2"

Magna Latch (Pool code approved)

Lockable Gate Latch



- Strong & 100% rust proof
- No need for padlocks
- Fits all gate materials
- Quick & easy installation
- Gap variance 3/8" to 1-3/8"
- Up to 6" post size

(Black) Model #LLAA
(White) Model #LLAAW

Lockable Gate Latch (Deluxe)



- Strong & 100% rust proof
- Operates locks both sides
- Re-keyable 6-pin locks
- Quick & easy installation
- Gap variance 5/8" to 1-1/2"
- Up to 6" post size

(Black) Model #LLDAB-K
(White) Model #LLDABW-K

Lockable Gate Latch (Magnetic)



- Strong & 100% rust proof
- Operates locks both sides
- Re-keyable 6-pin locks
- Quick & easy installation
- Gap variance 3/8" to 1-1/4"
- Post size 1-1/2" to 6"

(Black) Model #LLMEABT

Manta Magnetic Latch



- Strong nylon material
- Self-latching, key lockable
- Re-keyable to brass locks
- Reversible for L/R
- Adj. Gap 1/2" to 2"

• Positive locking magnetic system • Includes 4 keys
(Black) Model #MANTA-L-BK
(White) Model #MANTA-L-WH

LokkLatch External Access Kit



Optional Kit External Access Kit Lockable Push-Button operates latch from outside the fence.

(Black) Model #LLB
(White) Model #LLBW

LokkBolt Lockable Security Drop Bolt

The LokkBolt is a lockable security bolt that provides long-lasting privacy and security in a superbly stylish drop bolt for all types of gates, especially double-drive gates. LokkBolt is key-lockable

(18" Black) Model #LB118BX-KSA
(18" White) Model #LB118BXW-KSA
(24" Black) Model #LB124BX-KSA
(24" White) Model #LB124BXW-KSA



Heavy Duty Drop Pin Plate

This Base Plate offers added strength for your LokkBolt installation. It reinforces the securing ground hole. Molded, rust-free plate to add a stylish finish.

(Black) Model #LBPPB



Gate Handle

- Convenient gate opening & closing
 - Fits all gates, left/right openings
 - Simple & stylish
 - Strong & 100% rust proof
- (Black) Model #LL3GH
(White) Model #LLHBGWT

20" AquaLatch w/Handle



- Highly child resistant
 - 45° Key lockable for EZ access
 - Two keys provided
 - Easy Adjustments
 - Left/right hand applications
 - Built-in handle available
 - Automatic magnetic latching
 - Easy grip release knob
 - Safe-Alert™ provides a visual alert when the latch is not engaged
 - Available in black or white
- (Black) Model #AQUA-20-BK
(White) Model #AQUA-20-WH



Secondary Handrail

1 1/2" STANDARD MOUNTING BRACKET
1 1/2" 90° RETURN BRACKET



1 1/2" ROUND HANDRAIL 104" LENGTH



1 1/2" END WALL MOUNT



34° RADIUS ELBOW



5° RADIUS ELBOW



1 1/2" OUTSIDE ELBOW



1 1/2" CONNECTOR



1 1/2" END CAP



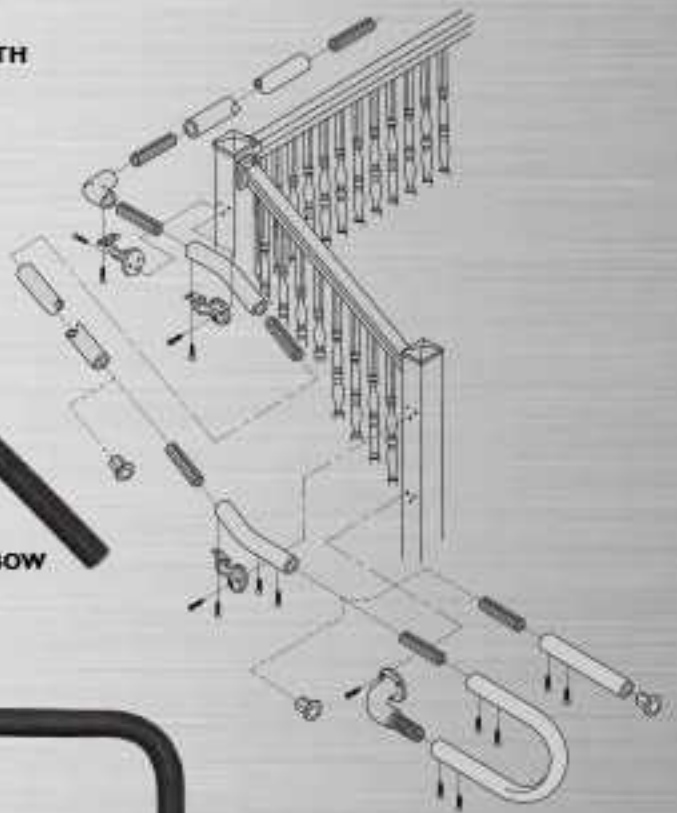
6" CORNER MOUNTING BRACKET



90° RADIUS ELBOW



"P" LOOP RETURN



SECONDARY HANDRAIL

STOCK COLORS

Textured Black

Textured White


Textured Bronze

Gloss Black

Gloss White

Gloss Bronze

Silver



Secondary Railing Special Order Colors

Speckled Walnut

Brownstone

Gloss Beige

Hunter Green

Redwood

Kona

PHOTO GALLERY



Key-Link
Fencing & Railing

VERS.KFRMK160119-R1

DEALER
#1111# DQARRCAT

Poly Vinyl Creations - Your Distributor of
Choice for Vinyl, Steel, and Aluminum Products
www.polyvinylc.com
marketing@polyvinylc.com
Corporate (FL): 800-780-3362
Branch (GA, AL, TN, LA): 877-68-FENCE
Branch (NC, SC, VA): 888-PVC-FENCE