



**Key-Link**  
*Railing Systems*



**Poly  
Vinyl  
Creations**

**Lancaster  
RAILING**

**LANCASTER ALUMINUM RAILING**

# KEY-LINK LANCASTER RAILING SERIES



[www.polyvinylc.com](http://www.polyvinylc.com)

# LANCASTER ALUMINUM RAILING




The Lancaster Series features a large contoured top rail in a heavy-duty aluminum railing system that's finished in a weather resistant AAMA 2604 powder coating. Unique full-length PVC inserts in both rails creates a tighter and quieter fit.

- 
- **2.8" Wide Top Rail**
  - **Self-Centering Mounting Brackets**
  - **6 Infill Options • 10+ Color Choices**
  - **Rattle-Free Vinyl Lined System**
  - **Easy to Install Boxed Railing Kits**
  - **Universal/Swivel Brackets Available**
  - **Limited Lifetime Warranty**
  - **Low Maintenance Aluminum**
  - **AAMA 2604 Rated Powder Coating**
  - **Performance Engineered & Tested To ICC Standards**
  - **Manufactured in USA**
  - **Heavy Wall Extruded Aluminum**
-



# Lancaster Infill & Color Options



1" Aluminum Balusters

## STOCK COLORS

Gloss Black

Gloss White

Gloss Bronze

Silver

- Strasburg (#1)
- Topeka (#2)
- Harrisburg (#3)
- Mascot (#4)
- Albany (#5)
- Glass Balusters (#6)

## Lancaster Railing Special Order Colors

Textured Black

Textured Bronze

Brownstone

Gloss Beige

Textured White

Hunter Green

Redwood

Kona

Speckled Walnut

# LANCASTER ALUMINUM RAILING



Square  
Balusters



Twisted  
Balusters



# LANCASTER ALUMINUM RAILING

## Hammered Balusters



## 4" Glass Balusters



# LANCASTER ALUMINUM RAILING



4" Bowed  
Balusters



4" Bowed  
Hammered  
Balusters



# RAILING ACCESSORIES

## LANCASTER RAIL PROFILE

Top Rail Specs


2.8" W x 3.25" H

Bottom Rail Specs

1.5" W x 3.25" H



Drains in the bottom rail allow any moisture to escape



## BRACKETS • ADAPTERS • CAPS • TRIM

STRAIGHT TOP & BOTTOM BRACKETS  
Set of 4 (2 each)



32° - 36° STAIR/STEP  
TOP & BOTTOM BRACKETS  
Set of 4 (2 each)



HORIZONTAL SWIVEL  
TOP & BOTTOM BRACKETS  
Set of 4 (2 each)



Maximum 40° Swivel

45° TOP & BOTTOM BRACKET ADAPTERS  
Set of 4 (2 each)



UNIVERSAL STEP  
BRACKETS  
Set of 4



6" - 8" ROUND COLUMN  
BRACKET ADAPTER KIT  
SET OF 4



SIDE MOUNT POST BRACKET  
For Side Mounting Railing



Ball Post Cap  
(Optional)



Flat Post Cap  
(Standard)



POST TRIM RING



CAPS/TRIM AVAILABLE IN 2 1/2" • 3 1/4" • 4"

NEWEL POSTS

w/ 3/8" ALUM. PLATE

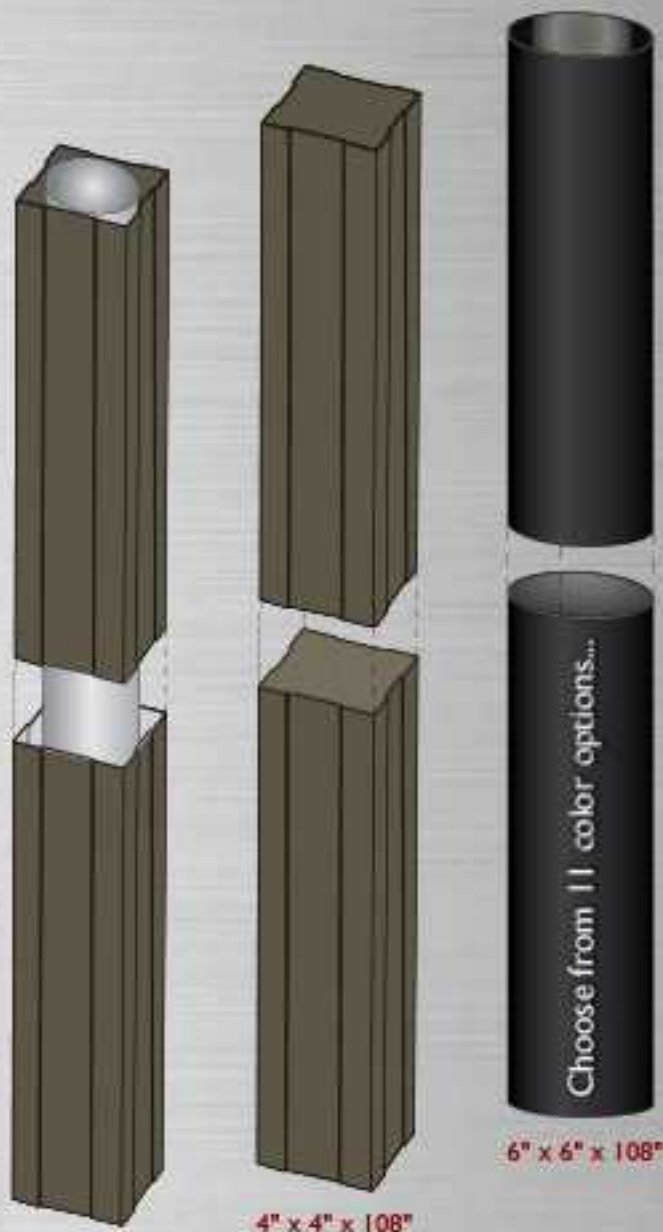
Can be installed on concrete, wood or composite decking for secure installations

AVAILABLE IN

2 1/2" • 3 1/4" • 4"



# PORCH POSTS



3 1/4" x 3 1/4" x 108"

4" x 4" x 108"

6" x 6" x 108"

Choose from 11 color options...

**ALUMINUM ROUND COLUMN  
TRIM/MOUNTING BRACKET**

7 1/2" x 7 1/2"



**TRIM RING**  
All standard colors

3 1/4"



4"



**ALUMINUM ROUND COLUMN  
TRIM/MOUNTING BRACKET**

7 1/2" x 7 1/2"



**MOUNTING BRACKETS**

Included with  
porch posts





These hinges have been independently tested to comply with strict safety standards, especially those relating to stringent swimming pool safety codes. Always check with your township for your local building code requirements.

## TruClose (Regular) Multi-Adjustable Hinge



- Horizontal adjustment up to 1-1/8" & Vertical adjustment up to 3/4"
- Self closing gate rating of 55 lbs. • Dim. 3-3/4" high by 4" wide
- Gate gap variance from 7/8" to 1-1/2" • Ideal gate gap of 1-1/8"
- Molded polymer construction with adjustable stainless steel torsion spring
- Side legs wrap around fence post & edge of gate for added strength

Min Load Cap.  
375 lbs.

(Black) Model #TCAMA1 (White) Model #TCAMA2WT

## TruClose (Heavy Duty) Multi-Adjustable Hinge



- Horizontal & Vertical adjustments up to 3/4"
- Self closing gate rating of 132 lbs. • Dim. 5" high by 7" wide
- Gate gap variance from 5/8" to 1-3/8" • Ideal gate gap of 1"
- Molded polymer construction with adjustable stainless steel torsion spring
- Side legs wrap around fence post & edge of gate for added strength

Min Load Cap.  
300 lbs.

(Black) Model #TCHDMA1 (White) Model #TCHDMA1WT

## TruClose (Regular) Hinge for Round Posts



- Includes shim/adapters to fit different post and gate diameters
- Self closing gate rating of 55 lbs. • Dim. 4" high by 4" wide
- Gate gap variance from 7/8" to 1-1/2" • Ideal gate gap of 1-1/8"
- Molded polymer construction with adjustable stainless steel torsion spring
- Side legs wrap around fence post & edge of gate for added strength

Min Load Cap.  
375 lbs.

(Black) Model #TCAMA2RND

## TruClose (Heavy Duty) Hinge for Round Posts



- Includes shim/adapters to fit different post and gate diameters
- Self closing gate rating of 132 lbs. • Dim. 5" high by 4-1/8" wide
- Gate gap variance from 3/4" to 1-3/8" • Ideal gate gap of 1"
- Molded polymer construction with adjustable stainless steel torsion spring
- Side legs wrap around fence post & edge of gate for added strength

Min Load Cap.  
300 lbs.

(Black) Model #TCHDRND1-MK2

## TruClose Self-Closing Gate Hinge



- Horizontal adjustment up to 1-1/8" & Vertical adjustment up to 3/4"
- Self closing gate rating of 66 lbs. • Dim. 3" high by 4" wide
- Gate gap variance from 7/8" to 1-1/2" • Ideal gate gap of 3/4"
- Molded polymer construction with adjustable stainless steel torsion spring
- Side legs wrap around fence post & edge of gate for added strength

Min Load Cap.  
770 lbs.

(Black) Model #TCA1L2S3BT (White) Model #TCA1L2S3WT

## Heavy Duty Self-Closing S.S. Adjustable Hinge



- Sold by the pair • Designed for larger, heavier vinyl gates
- Large enclosed spring provides increased closing power
- Very easy tension adjustment • Horizontally Adjustable
- Used with 2" or Larger Gate Profiles
- Post Flange: 4.5" (H) x 3.25" (W) x 1.25" (D)
- Gate Flange: 3.5" (H) x 2.75" (W) x 1.25" (D)
- 304 Series Stainless Steel/ Powder Coated

(Black) Model #NWS-HD-SC-BE

## MAGNALatch ALERT Child Safety Latch



- NEW Visual unlatched alarm
- NEW Audible unlatched alarm
- At-a-glance Lock Indicator
- Fits to metal and wood gates
- Trusted for over 25 years
- Meets all pool barrier codes
- Re-keyable lock for security & convenience
- Magnetic latching always engages, can't jam
- Easy installation, with no special tools



A - (Black) Model #MLA17PK4 Vertical Pull Safety Latch Alert for Gates 60" or Higher  
Key Lockable • Gate Gap 1/2" - 1-1/2"  
12-7/16" High

B - (Black) Model #MLA17PK4 Top Pull Safety Latch Alert for Gates 48" or Higher  
Key Lockable • Gate Gap 1/2" - 1-1/2"  
20-1/2" High

For larger gaps of 1-1/2" - 2" ask about optional spacer that's available

## MAGNALatch (Non-Alert) Child Safety Latch



(Black) 16" Vertical Pull  
Model #ML17PK4

(Black) 20" Top Pull  
Model #ML17PK4

Accommodates Gate Gaps of 1/2" - 1-1/2"

Magna Latch  
(Pool code approved)

## Lockable Gate Latch



- Strong & 100% rust proof
- No need for padlocks
- Fits all gate materials
- Quick & easy installation
- Gap variance 5/8" to 1-3/8"
- Up to 6" post size

(Black) Model #LLAA  
(White) Model #LLAAW

## Lockable Gate Latch (Deluxe)



- Strong & 100% rust proof
- Operates/locks both sides
- Re-keyable 5-pin locks
- Quick & easy installation
- Gap variance 5/8" to 1-1/2"
- Up to 6" post size

(Black) Model #LLDAB-K  
(White) Model #LLDABW-K

## Lockable Gate Latch (Magnetic)



- Strong & 100% rust proof
- Operates/locks both sides
- Re-keyable 6-pin locks
- Quick & easy installation
- Gap variance 3/8" to 1-1/4"
- Post size 1-1/2" to 6"

(Black) Model #LLMKABT

## Manta Magnetic Latch



- Strong nylon material
- Self-latching, key lockable
- Re-keyable to home locks
- Reversible for L/R
- Adj. Gap 1/2" to 2"

• Positive-locking magnetic system • Includes 4 keys  
(Black) Model #MANTA-L-BE  
(White) Model #MANTA-L-WH


## LokkLatch External Access Kit



Optional ER External Access Kit  
Lockable Push-Button operates  
latch from outside the fence.

(Black) Model #LLB  
(White) Model #LLBW

## LokkBolt Lockable Security Drop Bolt



The LokkBolt is a lockable security bolt that provides long-lasting privacy and security in a superbly stylish drop bolt for all types of gates, especially double-drive gates. LokkBolt is key-lockable

(18" Black) Model #LB118BX-KSA  
(18" White) Model #LB118BXW-KSA  
(24" Black) Model #LB124BX-KSA  
(24" White) Model #LB124BXW-KSA



## Heavy Duty Drop Pin Plate



This Base Plate offers added strength for your LokkBolt installation. It reinforces the securing ground hole. Molded, rust-free plate to add a stylish finish.

(Black) Model #LEBPBG

## Gate Handle



- Convenient gate opening & closing
  - Fits all gates, left/right openings
  - Simple & stylish
  - Strong & 100% rust proof
- (Black) Model #LLSGH  
(White) Model #LLHBGWT

## 20" AquaLatch w/Handle



- Highly child resistant
- 45° Key lockable for EZ access
- Two keys provided
- Easy Adjustments
- Left/right hand applications
- Built-in handle available
- Automatic magnetic latching
- Easy grip release knob
- Safe-Alert™ provides a visual alert when the latch is not engaged
- Available in black or white

(Black)  
Model #AQUA-20-BK  
(White)  
Model #AQUA-20-WH



## Secondary Handrail



# SECONDARY HANDRAIL

## STOCK COLORS

Textured Black

Textured White

Textured Bronze

Gloss Black

Gloss White

Gloss Bronze

Silver



## Secondary Railing Special Order Colors

Speckled Walnut

Brownstone

Gloss Beige

Hunter Green

Redwood

Kona

## DECORATIVE

2" DECORATIVE HANDRAIL  
104" LONG



2" CONNECTOR



2" END CAP



2" STANDARD  
MOUNTING BRACKET



# PHOTO GALLERY



VERS.KFRMK160119-R1

**DEALER**

ITEMS ON BACK

Poly Vinyl Creations - Your Distributor of Choice for Vinyl, Steel, and Aluminum Products  
[www.polyvinylc.com](http://www.polyvinylc.com)  
[marketing@polyvinylc.com](mailto:marketing@polyvinylc.com)  
Corporate (FL): 800-780-3362  
Branch (GA, AL, TN, LA): 877-68-FENCE  
Branch (NC, SC, VA): 888-PVC-FENCE